



Development and Recording of Secret Writing with Food Products

ANNADI SRI SHREYA¹, MS. POOJA YADAV²

Student, Department of Forensic Science, Institute of Sciences, SAGE University, Indore
(M.P), India.¹

Teaching Assistant, Institute of Sciences, SAGE University, Indore, (M.P), India.²

Abstract: This is the technique to use at crime scene during investigation to record the secret writings of victims, witness, suspects through a new process in which watermelon juice, Apple fizz, coconut water, sprite, vodka, kiwi juice, pine apple juice, cucumber, muskmelon juice, perfume is used. Which is written on paper using a stick or a brush. The particular person of whom the secret writings are to be recorded and is taken on the blank paper after taking it there, it is put on the flame for development of the secret writing. The present research consists of 12 samples. And they were seen by using applying heat to it. This is the process where it helps the forensic officers to reduce the problems of development and recording of secret writing. This process will help investigators to do two works at a time. It will be easy to study the recordings and development of invisible writing in the laboratories and other investigating offices.

Keywords: watermelon, Apple Fizz, Coconut Water, Sprite, Vodka, Kiwi Juice, Pine apple, Cucumber, muskmelon, perfume, paper, stick, brush, matchstick.

I. INTRODUCTION

Secret writing:- secret writing is also known as invisible writing.

Secret writing is a written communication in which the letters are composed with an invisible ink and which are not visible by naked eyes. From history to present data secret writing is used as a tool to communicate without letting unwanted audience to know various models of secret writing.

Significance of secret writing:-

1. To hide personal and private data.
2. To cause difficulty for unintended user to extract the information from the message.
3. To protect sensitive data.
4. To avoid misuse of data.
5. To avoid unintended damage to data human error and accidental deletion of data.
6. For monetary and black mailing purpose.

7. To hide traces of crime.

Objective

1. To avoid the content which is written by a person.
2. To convey the message in inviable form or secretly to the third person.
3. It is used to set a code language between the criminals.
4. It is also the critical communication used by terrorist before attacks.
5. This secret writing is used by criminals in different types of crimes.

Requirements

1. For recording and development of secret writing: Blank paper, watermelon juice, Apple Fizz, coconut water, cucumber, sprite, vodka, pineapple, kiwi, muskmelon, Alcohol, perfume, stick, matchbox, candle.



Methodology

WATERMELON:

- A. Take out the watermelon juice.
- B. Now take a blank paper which you need to record and develop the secret writing on paper.
- C. Now take a stick and dip the watermelon juice then record the writing on the paper.
- D. Allow it to dry.
- E. Bring it in contact with a low flame to avoid chances of burning of paper.

APPLE FIZZ:

- A. Take Apple Fizz and record the secret writing in a blank paper.
- B. Take the paper with secret writing and get it in contact with flame to develop the secret writing.

SPRITE:

- A. Take some amount of sprite.
- B. Now record the secret writing.
- C. Let it dry and disappear and put on the flame and get secret writing in contact with flame.
- D. The writing on the paper appears.

KIWI:

- A. Take out juice of kiwi and record the secret writing.
- B. Let dry until it becomes invisible and get in contact with flame.

PINEAPPLE:

- A. Take out the pineapple juice.
- B. Repeat it same method as the above juices.

MUSKMELON:

- A. Take muskmelon juice and record the secret writing with the juice.
- B. Let it dry.

- C. Get it in contact with flame to make the secret writing visible.

VODKA:

- A. Take some amount of vodka.
- B. Now record the writing on a paper.
- C. Let it dry and make it to get in contact with flame.
- D. Now the secret writing is visible.

CUCUMBER:

- A. Take out the cucumber juice.
- B. Record the secret writing on a paper.
- C. Let it get invisible.
- D. Apply flame to get the secret writing visible.

COCONUT WATER:

- A. Take out coconut water.
- B. Record the secret writing on a paper.
- C. Get it dry and put on flame and apply flame to paper to make the secret writing.

Observation

(a). Recording and Development with Watermelon Juice.




Fig. 1 After recording the secret writing.



Fig. 2 After the secret writing becomes invisible.



Fig. 3 After development of secret writing.

(B). Recording and Development with Apple Fizz.

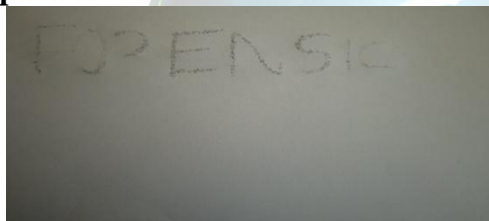


Fig. 4 After recording the writing.




Fig. 5 After getting invisible.



Fig. 6 After Development of secret writing.

(c). Recording and Development with sprite.




Fig. 7 After recording secret writing.




Fig. 8 After disappearing of writing.



Fig.9 After development of secret writing.

(D). Recording and Development with Coconut water.



Fig. 10 After recording of writing.



Fig.11 After writing gets invisible.




Fig. 12 After development of secret writing.

(E). Recording and Development with Pine apple.




Fig. 13 Recoding of secret writing.



Fig. 14 After the writing gets invisible.



Fig. 15 After development of secret writing.

(F). Recording and Development with Kiwi.




Fig. 16 After recording the recording.




Fig. 17 After the writing disappeared.



Fig. 18 After the development of secret writing.

(G). Recording and Development with Cucumber.



Fig. 19 After recording



Fig. 20 After invisibility of secret writing.



Fig. 21 After development of secret writing.

(H). Recording and Development with Vodka.



Fig. 22 After recording of secret writing.




Fig. 23 After the writing gets invisible.



Fig. 24 After the development of secret writing.

(I). Recording and Development with Muskmelon.




Fig. 25 After the secret writing is recorded.

S.N O	TYPES OF SAMPLES	SAMPLES DEVELOPED	SAMPLE S NOT DEVELO PED
1.	Fruit juices	Muskmelon, Watermelon, Coconut water, Kiwi, Pineapple.	---
2.	Vegetable juices	Cucumber.	--
3.	Beverages	Apple Fizz, Sprite.	---
4.	Alcohol content	Vodka.	Alcohol
5.	Perfume	---	Perfume.




Fig. 26 After the secret writing is disappeared.

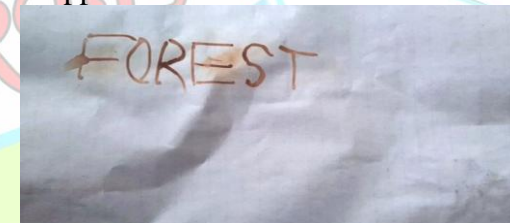


Fig. 27 After the development of secret writing.

Result and Discussion

In this research 12 samples were taken to record and develop the secret writing but 9 samples were developed where 3 samples were not developed. Various samples were used to record and develop.

The samples used in this research are
Fruit juices- Watermelon, muskmelon, kiwi, pineapple.

Vegetable juices- cucumber, Potato.



Beverages- Apple fizz, Sprite.
Alcoholic Content- Alcohol, Vodka.
Perfume.
The samples which were not developed are
Alcohol, Potato, Perfume remaining 10
samples were developed properly with the
help of flame or heat.

TABLE I

Acknowledgement:

I am extremely thankful to my mentor,
for helping me in my research work. I am
really thankful to my mentor.

Reference

1. <https://courseware.cutm.ac.in>
2. <https://rjptonline.org> > HTML
paper
3. <https://www.encyclopedia.com>
4. <https://www.faqs.org/espionage/Re-Se/secret-writing.html>(2013)
5. <https://www.artofmanliness.com/2011/09/09/man-knowledge-the-history-of-invisible-ink/>
(2017).
6. Vaid BA, Kumar S, Rana RS, Kumar N. Visualisation of disappearing ink writing. Prob Forensic Sci 2012;92:311-8.
7. Retrieved from: <https://www.thoughtco.com/how-to-make-disappearing-ink-606318>
8. Hussain SS and Sahu M. A Study on common visualization methods for secret writing done by invisible inks and their sensitivity over a period of

time. Austin J Forensic Sci Criminol.2017; 4(2):1061.

9. Gardner, Martin. "Invisible writings". Codes, ciphers and secret writing, Dover, 1984,pp. 71-77.
10. Artin, Ben, and Patricia Brandl. Invisible inks with household ingredients: Mechanisms and properties." Northeastern University collage of professional studies, 2011, pp. 1-11, iris.artins.org/misc/invisible-inks.pdf.

Author's Biography:

First Author, Annadi Sri Shreya is a bachelor student in SAGE University, Indore, and is in 2nd semester.

Second Author, Ms. Pooja Yadav Teaching Assistant in SAGE University, Indore and PG holder from Holkar Science Collage Indore.