

# STUDY ON SUGARCANE BAGASSE AS A PARTIAL REPLACEMENT OF CEMENT

E.AJITHKUMAR<sup>1</sup>, L.KARTHICK<sup>1</sup>, Y.MOHAMMED THAHIR<sup>1</sup>, R.ARAVINTH<sup>1</sup>, M.GOPINATH<sup>2</sup>  
STUDENT<sup>1</sup>, ASSISTANT PROFESSOR<sup>2</sup>  
MUTHAYAMMAL COLLEGE OF ENGINEERING, RASIPURAM

**Abstract**—The bagasse was packed in the air tight and placed inside electric control furnace and burnt at a temperature of 1200°C for 3h and 6h to obtain bagasse ash. After firing, it was characterized by X-ray diffraction (XRD). Bio-char disk (pellet) was formed by following appropriate amount of silica gel, PVA and DIW. They were annealed at 110°C for 3h to be binder burnt-out. They were annealed at 600°C for 1h to be more rigid. The bagasse ash ceramics were annealed at 1200°C for 1h, 2h and 3h. Microstructural properties of bagasse ash ceramics were characterized by scanning electron microscope (SEM). Physical properties such as firing shrinkage and density of all Bio-char ceramics were determined.

**Index Terms**—Bagasse, XRD, SEM.

## I. INTRODUCTION

Sugarcane is a member of the grass family. Sugarcane is a tree-free renewable resource and one of the most important agricultural plants that grown in hot regions. Sugarcane is “carbon neutral” (i.e. emissions are equal to energy generated) and is the product of choice in the manufacture of bio-fuels due to its high energy conversion rate. Bagasse is lateral production of sugarcane that after treatment of sugarcane in the form of light yellow particles is produced. The chemical composition of this product are cellulosifibers, water and some soil soluble material such as cube sugar, by passing time cube *sugaris converted alcohol also the evaporation of* bagasse fibre produce the methane gas which can cause fire in some circumstance[1]. Bagasse is composed of

fiber and pith, the fiber is thick walled and relatively long (1.4mm)[2]. Bagasse is a major by-product of sugar industry which finds a very useful utilization in the same industry as an energy source. Sugarcane consists of 25-30% bagasse whereas sugar recovered by the industry is about 10%. Bagasse is also used as a raw material for paper making due to its fibrous content and about 0.3 tons of paper can be made from one ton of bagasse[3]. Bagasse is a byproduct during the manufacture of sugar and it has high calorific value. It is utilized as a fuel in boilers in the sugar mills to generate steam and electricity[4]. The bagasse is used in the energy production (steam/electricity), fuel, hydrolysis, paper pulp, cellulose and wood veneer. The sugarcane bagasse consists of approximately 50% of cellulose, 25% of hemicellulose and 25% of lignin. Each ton of sugarcane generates approximately 26% of bagasse (at a moisture content of 50%) and 0.62% of residual ash[5,6]. The bagasse ash is the remains of fibrous waste after the extraction of the sugar juice from cane. In many tropical countries there are substantial quantities of bagasse and husks from rice both are rich in amorphous silica, which react with lime[7,8]. The bagasse ash is a pozzolanic material that would otherwise require disposal[9].

## II. EXPERIMENTAL ROCEDURE

### A. Sample Preparation

The sugarcane was collected from Yangon region, Myanmar pictured in Fig. 1. The sugarcane waste, bagasse (300 g) was dried

under sunlight to reduce the moisture content in bagasse shown in Fig. 2. The dry bagasse was ground with a grinding machine and placed inside electric furnace. After firing at 1200°C for 3h and 6h, bagasse ash was shown in Fig. 3 was obtained. This bagasse ash was characterized by XRD (X-ray Diffraction). By observing the XRD spectrum, the XRD structure of bagasse ash at 1200°C for 3h was formed to be better than that of bagasse ash 1200°C for 6h. So, the bagasse ash for 1200°C for 3h was chosen for further investigation. This bagasse ash was mixed thoroughly with silica gel, polyvinyl alcohol and distilled water. It was mould-

**fig.1. The Photograph of Sugarcane Bagasse**



pressed and bio-char pellet was formed and the figure was shown in Fig.4. The samples were dried in an open air at 110°C for 3h to expel any moisture. Bio-char disk (pellet) was then fired in a digital electric furnace at 600°C for 1h. The bagasse ash ceramics were annealed at 1200°C for 1h, 2h and 3h. Scanning Electron Microscope (SEM) characterization was performed to analyze their microstructural properties. The physical properties of bagasse bio-char ceramics will be investigated. The summarized of sample preparation was shown in Fig. 5(a&b).

**Fig. 2 .The photograph of the dry**



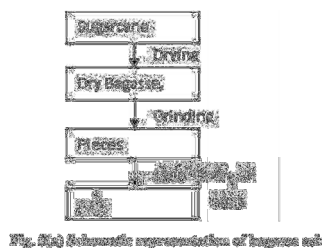


Fig. 3(a). Schematic representation of bagasse ash

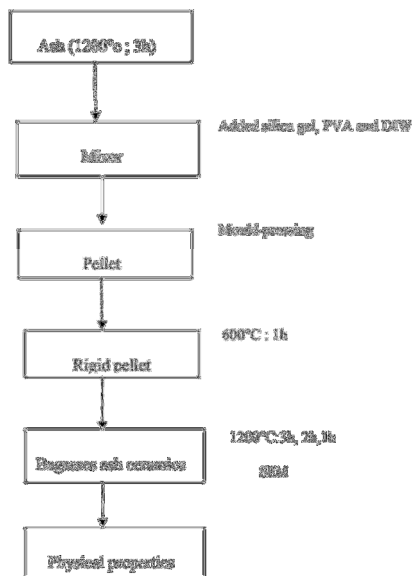


Fig. 3(b). Schematic representation of bagasse ash ceramic

TABLE I. STRUCTURAL PROPERTIES OF BAGASSE ASH AT 1200°C FOR 3H

Bagasse Ash (1200°C : 3h)	Compound	Peaks	2θ (deg)	d(A°)
	SiO <sub>2</sub>	(111)	22.352	3.9741
		(311)	36.050	2.4893
	TiO <sub>2</sub>	(1-21)	29.176	3.0582
		(123)	30.254	2.9517
		(101)	31.744	2.8165
	SiC	(105)	50.821	1.6057
	Ti <sub>5</sub> Si <sub>4</sub>	(120)	30.824	2.8985
		(211)	31.046	2.8782
		(310)	42.498	2.0670
		(121)	32.143	2.8872
		(004)	27.447	3.2188

TABLE II. FIBER LENGTH OF BAGASSE ASH IN THE DIFFERENT ANNEALING TIME AT 1200°C

Fiber length (μm)		
1200 <sup>0</sup> C (1h)	1200 <sup>0</sup> C (2h)	1200 <sup>0</sup> C (3h)
5.19	1.72	4.62
18.15	17.59	6.54
8.15	10.69	3.46
26.30	18.97	11.54

## IV. PHYSICAL ANALYSIS

### A. Firing Shrinkage

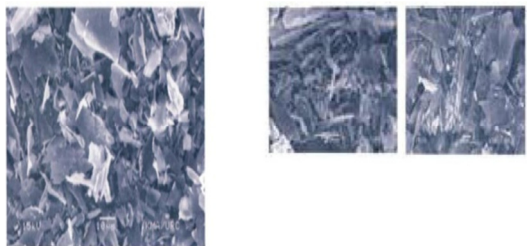
The firing shrinkage value of bagasse ash is a parameter for the process classification on raw material and on the

conditions employed in the annealing treatment. In this work, determined the weight of natural dried bagasse and bagasse

ash. In Table 4 was showed the weight loss for each reaction of bagasse in the different times carried out

### B. SEM Analysis

The microstructure of bagasse ash was shown in Fig. 7(a-c). Distribution and orientation of filter in the bagasse ash was morphologically investigated using JSM-5610 Scanning Electron Microscope (SEM) in order to determine the microstructure of bagasse ash. The microstructure of bagasse was examined at accelerating voltage of 15 kV. In Table 3 was showed the fiber length of bagasse ash in the different carried out. From this table, the maximum fiber length 11.54 μm was found for 1200°C for 3h, 18.97μm for 1200°C for 2h and 26.30 μm for 1200°C for 1h respectively. The fiber length is critical factor that need to be considered due to necessity for effective drying condition of composite material.



**Fig. 8 Variation of Bagasse Ash with reaction time**

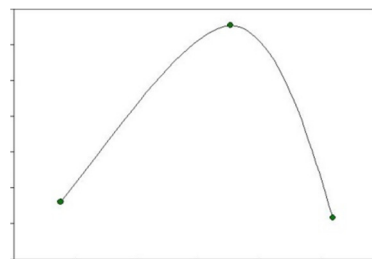
The first assessment after any stage of bagasse treatment was the yield measurement, which is the crucially dependent on raw material and on the conditions employed in the heat treatment. In Table 4 was showed the weight loss for each reaction of bagasse in the different time carried out. Analyzing Table 4, it was verified that there was a decline in yields, and hence, an increased loss of weight in function of reaction time.

**TABLE III. LOSS OF WEIGHT IN THE DIFFERENT TIME OF**

<i>Time</i>			
<i>Reaction</i>	<i>Initial</i>	<i>Final</i>	<i>Shrinkage</i>
<i>(h)</i>	<i>Weight(g)</i>	<i>Weight(g)</i>	
1	300	0.797	99.73
2	300	0.714	99.76
3	300	0.664	99.77

#### **B. Density**

The density at any point of a homogeneous object equals its total mass divided by its total volume. The mass density of a material varies with temperature and pressure. The weight of Bagasse ash dependence of the density was represented in Fig. 9. From the graph, it was obtained the maximum density at 0.914 g of bagasse ash, mainly on account of access to these components by the silica gel and PVA. Table 5 presented the calculated parameters of density.



**Fig. 9 Density versus the weight of Bagasse Ash**

**TABLE IV. DENSITY AND VOLUME IN THE DIFFERENT WEIGHT OF BAGASSE ASH**

<i>Time</i>		<i>Bagasse</i>		
<i>reaction</i>	<i>Weight(g)</i>	<i>ash % wt</i>	<i>Volum</i>	<i>Density(g/c</i>
<i>(h)</i>			<i>e (cm<sup>3</sup>)</i>	<i>m</i>
1	0.997	99.668	0.810	1.230
2	0.914	99.695	0.619	1.477
3	0.864	99.712	0.715	1.208

#### **V. CONCLUSION**

Preparation and characterization of Bagasse ash have been studied. At first, it was found that SiO<sub>2</sub>, TiO<sub>2</sub>, SiC and Ti<sub>5</sub>Si<sub>4</sub> compounds were found at 1200°C for 3h and 6h. SEM investigation indicated the fiber length of bagasse ash. In the physical properties measurements, the bagasse ash % wt increased with increasing the reaction time. It was observed that the maximum density was determined to be 1.477 gcm<sup>-3</sup>. In our future study we will investigate replacing cement by sugarcane bagasse ash as pozzolan.

#### **REFERENCES**

- [1] AbdolkarimAbbasi and Amin Zargar, "Using bagasse ash in concrete as pozzolan," Middle-East Journal of Scientific Research, vol.13(6), pp.716-719, 2013
- [2] J.O. Agunsoye and V.S.Aigbodion, "Bagasse filled recycled polyethylene bio-composites: Morphological and mechanical properties study," Results in Physics, vol(3), pp.187-194, 2013
- [3] NOOR-UL-AMIN, "Chemical Activation of Bagasse Ash in Cementitious System and its Impact on Strength Development," J.Chem.soc.Pak, vol.32(4), 2010

- [4] D.Govindarajan and G.Jayalakshmi,  
“XRD,FTIR and SEM studies on calcined  
sugarcane bagasse ash blended cement,  
”Archives of Physics  
Research,vol.2(4),pp.38-44,2011
- [5] Mrs.U.R.kawade, Mr.V.R.Rathi and Miss  
VaishaliD.Girge, “Effect of use of Bagasse  
Ash on Strength of Concrete,” International  
Journal of Innovative Research in Science,  
Engineering and Technology,  
vol.2(7),pp.2997-3000,2013
- [6] R. Srinivasan and K.Sathiya, “Experimental  
Study on Bagasse Ash on Concrete,”  
International Journal for Service Learning in  
Engineering,vol.5(2),pp.60-66,2010
- [7] Mohammed Abdullahi MU’AZU,  
“Influence of Compactive Effort on  
Bagasse Ash with Cement Treated  
Lateritic Soil,”.
- [8] Mohammed Abdullahi MU’AZU,  
“Evaluation of Plasticity and partical Size  
Distribution Characteristics of Bagasse Ash  
on Cement Treated Lateritic Soil” Leonardo  
Journal of  
Sciences,(10),pp.137-152,2007
- [9] NuntachaiChusilp,  
NapongsatornLikhitsripaiboon and Chai  
Jaturapitakkul, “Development of bagasse ash  
as a pozzolanic material in concrete”Asian  
Journal on Energy and Environment,