



Effective Lifetime Maximization In Wireless Sensor Networks Using The Application Of Mending Techniques

SK. Muruganantham^{*1,a}, S. Nallusamy^{2, b}, Dulal Krishna Mandal^{3, c}, P.S. Chakraborty^{4, d}

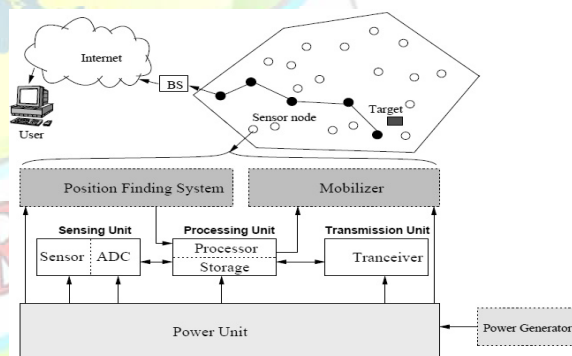
¹ Research Scholar, ⁴Associate Professor,
Department of Adult and Continuation Education and Extension,
Jadavpur University, Kolkata-700032, India
^a e-mail: skmurugax@gmail.com,

²Professor, Department of Mechanical Engineering,
Dr. M G R Educational and Research Institute,
Chennai-600095, Tamilnadu, India
^c e-mail: kasnallu@gmail.com,

³ Professor, Department of Mechanical Engineering,
Jadavpur University, Kolkata-700032
^d e-mail: dkrmandal@yahoo.co.in

Abstract— Wireless Sensor Network is one of the quick and prominent applications in the contemporary storyline. and it has extensive scope of application also which has minute sensors with least communiqué ability and computational energy. Trusting on the aloft of a node, the energy utilization differs with each other. There are Countless technologies have been applied in accordance to amplify the lifespan of the entire network. Pre-Performer node has been utilized in various forms such as in the clustering concept as well. In our propounded research, an Pre-Performer node has been used to substitute the Pre-eminent node which has vibrancy level below the edge level and in execute the Pre-eminent node would be mended in the base station by method of superficial hardware. The lifespan of the network has been enlarge appraisable collating the node revolving methodology which has been demonstrated by means of comparative graphs which are produced by NS3network simulator platform(*Abstract*)

Keywords—Pre-Performer node, lifespan and mending (key words)



Wireless sensor network deployment



I. INTRODUCTION

In wireless sensor networks (WSNs), one of the huge burden on the convolution of organization necessitate selective substitution of sensors that have exhaust of energy. Caused by haphazard installation scheme, some areas of the observing [II],[III],[IV] sector may have low energy and far-reaching coverage coinciding, which noteworthy devalue the network production. It steers to the random demise of the nodes and also nodes may expire due to exhaustion of battery energy, which may lead the network abortion. The prominent nodes can be reutilized by the way of mending techniques where the performer nodes will arrive into scene for the smooth connectivity of the network. The main confrontation in using the wireless sensor network is to better utilize the obtainable battery power efficiently. Various proceedings is been initiated to use the obtainable energy in an efficient way such as [V],[VI],[VII] and [VIII].

II. ROUTING IN WSN

There are various routing Protocols exists In WSN. Out of all The classical routing algorithm Ad Hoc On-Demand Distance Vector Routing is examined which is a responded routing Protocol that can simulate the route only When the data Transmission is needed. When a node needs to discover a Route to another one it sends a route Request Message (RREQ) to the entire network until the terminal is achieved Or another node is found with a new route to the terminal Point. A Route Reply Message (REEP) is Replied to the Source and the recently found route is made available. When A node founds the improper route, It sends a route error Message (RERR) to adjacent node that are in current Perform And use the route. dynamic source routing Protocol is an On-Request routing protocol which is based on source routing Which means that the source nodes have intact information About bound sequences to the terminus With each node Perpetuate its route Cache. The methodology in dynamic Source routing protocol : - Route locating and route Perpetuate. These techniques amalgamate in an improvised Network to allow the location and perpetuate of source Routes and are invoked only when the two nodes have to Send Packets to each other. Destination-Sequenced Distance Vector Routing Protocol furnishes benchmark potent distance Vector algorithm for performance comparison. In destination-Sequenced distance vector routing, Every route is traced with A series number which is generated by the terminus Themselves . Each node has specific series Number, This is Done by allocating two greater than the past One (I.E. An Even Serial Number At Every Time.)

III. PROTOCOL SYMMETRY

In Ad hoc On-Demand Distance Vector Routing , each node will be carrying only the adjacent hop packets. In case of any network intercession, the route perpetuate technique can be done simply which in execute minimize the packet loss. Also, an appended judgment is been initiated in such a way that the route picking will be also based on the quantity of total energy that is obtainable which has been initiated in order to overcome from the recurrent path abortion. Though Dynamic source routing protocol being efficient , the overlie will be hectic task because of the existence high control messages. In Dynamic source routing protocol, the losses in packet happen where information is carry by each node of the whole path from source to terminus. If any adjacent node unsuccessful because of network interruption, then no path change occurs interference and hence there is an occurrence of the detain. Hence the Packet deliverance ratio will be calculated accordingly. Thus, Ad hoc On-Demand Distance Vector Routing is highly satisfactory for pinnacle energetic networks.

IV. EXISTING METHODOLOGY

Expanding WSN lifespan is complicated since nodes over the time occurrences differential energy consumption. For example, nodes adjacent to the sink in a routing topology impart more number of data and hence consume high energy quickly than nodes far from the sink. The mobile node spinning, a new technique for using cost-effective mobile sensor nodes has been suggested to mark out varying power consumption and extend WSN lifetime. Specifically, a technique is been enforced to rotate the nodes through the high power utilization locations which is called as node spinning. The stumbling block of this system are that it involves more number of boundary nodes to get rotated to reroute the data packet transmission via a high energy node which leads to energy down in higher level. Also notable amount of detain occurs during the node spinning process which leads to smaller data packet delivery

V. PROPOSED METHODOLOGY

We have proposed amended Reciprocate-Level algorithm in our earlier work which needs less computation from the controller and also less synchronization among nodes as nodes relocate independently of other nodes. The goal is to reciprocate the low level energy node by high level energy

node with the distance and location information and also noteworthy problem of network interference while exchanging in order to have the consistent dispensation of the energy in the entire network which reaches higher reliability. In this research paper, by making utilization of the Pre-performer node, the prominent nodes which have energy level lower than benchmark level will be mended by base station until which this Pre-performer node indulge in data transmission

Fig.1 depicts the system flow of the proposed methodology

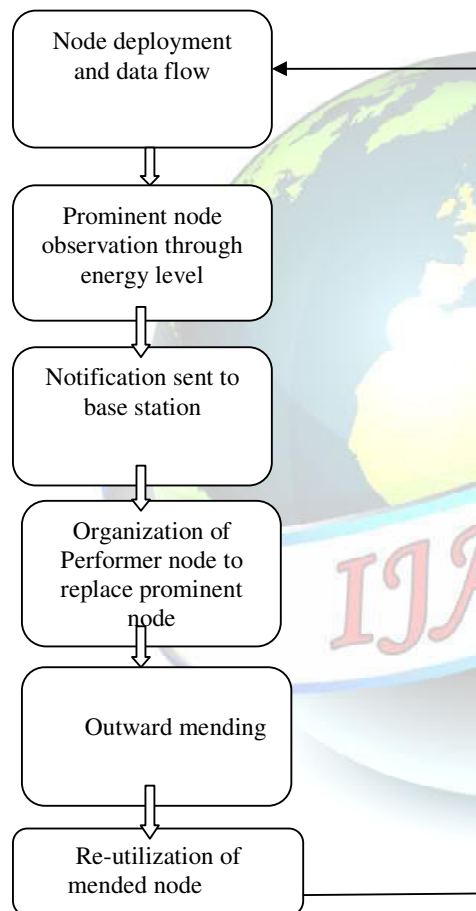


Fig.1 System Flow diagram

I) Observation of low level energy node: Algorithm used detects low energy node in WSN which is dispensed and localized low level energy monitoring algorithm. Through the

beam signals, one can recognize the low energy node characteristics such as location data and the energy level information. Also, a requirement will be send occasional interval to check the failure status of the node due to network interruption. If there is no response has obtained, then it is noted as a prominent node and accordingly exchanging will be done to maintain the performance of the network. Once a node recognize itself as a attached node it creates a new low energy node packet, notified with its ID and forwards it to the next attachment. This process is recurred until the packet has travelled around the low energy and immediately been received by the forwarded node. Once the prominent node is been pointed, then the message will be transmitted to base station regarding the details of a prominent node which will be useful in the triggering of Pre-performer node which will be in the inactive mode at the base station to have the intense battery life.

II) Performer node and prominent node Exchanging:

Once the prominent node is been observed the notification carrying the prominent node information will be sent to base station. Once the receiver node receives the details of the prominent node, then the Pre-performer node which will be in the inactive mode will be shifted to active mode for the node substitution with the prominent node. Now, after aware about the location information of the prominent node, the Pre-performer node from its place will shift to the location of the Prominent node and the prominent node in change will be moving towards the base station for the mending process to takes place in order to reutilization of the node in the forthcoming duration

III) Mending of Prominent node:

Once the Prominent node gain the base station, by through of external hardware the battery will be recharged and kept for the future use. Reason for not mending the node at the location of prominent node is to circumvent the gratuitous energy down and if so the recharging of the battery cannot be done promptly. By achieving this, the unwanted exchanging of nodes can be avoided and thus energy intake has been decreased which increases the overall network lifespan.

VI. SIMULATION OUTCOME AND EXPLORATION

The energy efficient routing by using pre-performer node has been shown using the simulation results by using NS3 software. The normal data transmission taken place between the source node (3) and destination node (9) after the route has been obtained in current methodology. To relay on the control messages over every node, the energy intake varies that leads to the varying energy distribution.

In current method, it is figured out in Fig.2, the nodes that are not indulged in data transmission have been taken into account and the exchanging is performed. The nodes 27 and 36 become a prominent node after some simulation time space which is denoted with violet color. This unnecessary exchanging increases the loss and the energy intake which make impacts the overall lifetime of the network significantly and reduce the performance of the system.

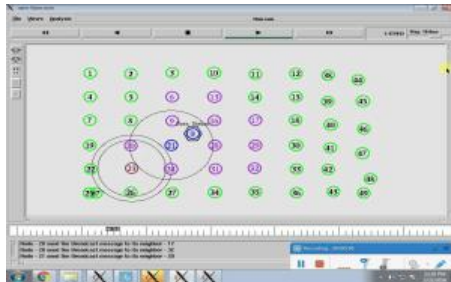


Fig 2: Recovery process inactive node

In proposed methodology, the route finding mechanism takes place when there is a necessity for data transmission by revised AODV protocol. Also the route selection will be relied on the entire amount of energy that is present in the whole route. From Fig.3, The actual data transmission is being taking place in between source node and destination node. Blue color node indicates the ex-performer node in the below picture

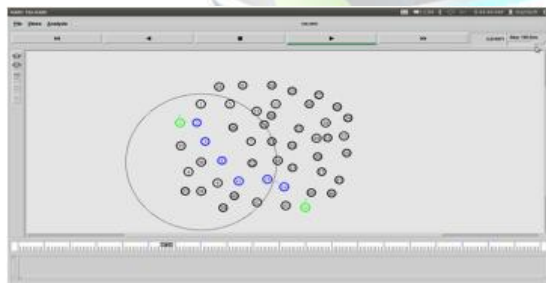


Fig 3: Event of prominent node

From Fig.4, the prominent node occurs because of the energy degrade below the threshold level. Once the prominent node is been observed, the message carrying the prominent node details will be sent to base station. The pre-performer node which will be in the inactive mode will be changed to active mode for the node redeployment with the prominent node. [5] proposed a principle in which the division is the urgent stage in iris acknowledgment. We have utilized the worldwide limit an incentive for division. In the above calculation we have not

considered the eyelid and eyelashes relics, which corrupt the execution of iris acknowledgment framework. The framework gives sufficient execution likewise the outcomes are attractive. Assist advancement of this technique is under way and the outcomes will be accounted for sooner rather than later. Based on the reasonable peculiarity of the iris designs we can anticipate that iris acknowledgment framework will turn into the main innovation in personality verification. In this paper, iris acknowledgment calculation is depicted. As innovation advances and data and scholarly properties are needed by numerous unapproved work force. Therefore numerous associations have being scanning routes for more secure confirmation strategies for the client get to. The framework steps are catching iris designs; deciding the area of iris limits; changing over the iris limit to the binarized picture; The framework has been actualized and tried utilizing dataset of number of tests of iris information with various complexity quality.

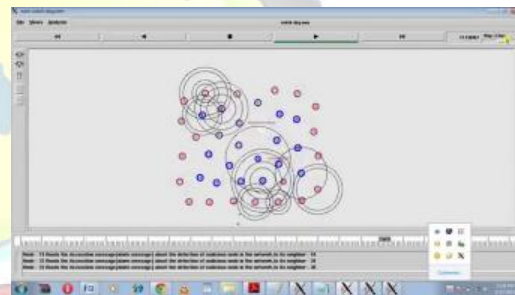


Fig 4: Reutilization of mending node

From Fig.5, after knowing the place and details of the prominent node, the pre-prominent node will shift to the place of the prominent node and the prominent node in turn will be moving towards the base station for the mending process to takes place in order to reuse the node in the future.

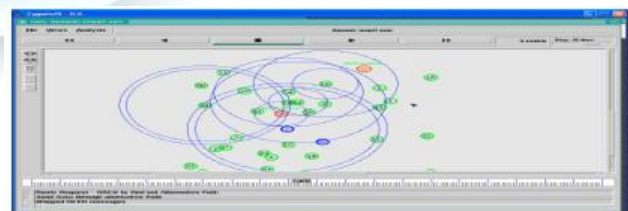


Fig 5: Shifting of performer node

From Fig.6, once the prominent node achieves the base station, through the exterior hardware the battery will be recharged and kept for the future use. By pursuing this, the unnecessary exchange of nodes that enlarge the overall network lifespan. Fig.6 Mending process Compared the

outcomes of existing and proposed methodology with various quality of services parameters such as energy, node displacement, packet data deliverance ratio, number of detained nodes. It has been proved that the proposed methodology enriches the overall network lifespan by banishing the unnecessary node displacement and also helps in the occurrence of retard during the existence of prominent node.

From Fig.7, we deduce that the energy intake has been decreased in the proposed methodology comparing with the current system due to the avoidance of shifting of the entire boundary nodes encompassing the prominent node.

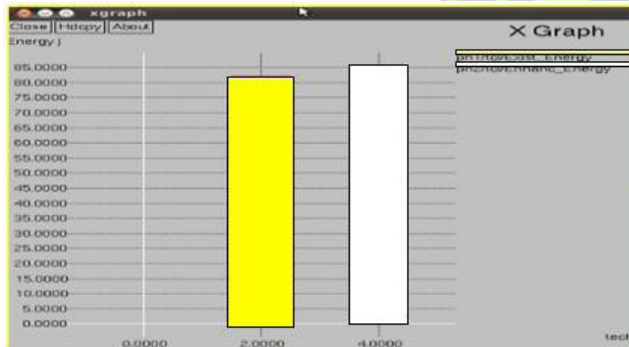


Fig.7 Comparative estimation of energy level



Fig.8 Movement of node

From Fig.8, we found that the versatility (movement of node) has been examined as reduced in the proposed methodology since the only the prominent node and the pre-performer node indulge in movement of node action

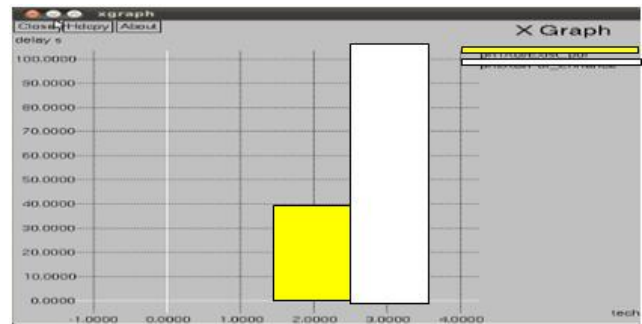


Fig.9 Delivery ratio of information

From Fig.9, we deduce that the network information delivery ratio is been huge amount in proposed work due to the non presence of detain during the exchanging of prominent node and the pre-performer node.

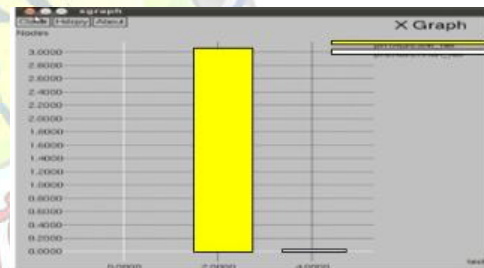


Fig.10 Number of detained nodes

From Fig.10, we infer that there is no nodes in the detained state (dead node with zero energy level) in the proposed methodology since all the prominent nodes has been recharged full for the further use.

VII. CONCLUSION AND FUTURE RESEARCH

An energy efficient routing has been simulated by using the pre performer node which makes in the unnecessary node shifting and also the prominent nodes have been reutilized by the way of exterior recharging. The prominent nodes will be disconnected from the data transmission and the pre-performer node in the base station will be insisted in data flow where the mending will be done at the base station and this mended node will be used as pre-performer node in the future activity of prominent node. Such process will enrich the entire network lifespan. The number of usage of pre-performer node is based on the network architecture. When the node detained occurs, the prominent node and Pre-performer node will be involving



in the node shifting. The delay between these shifting can be taken into account in order to improve the performance of the network which will be considered as a future work.

REFERENCES

- [1] Eduardo Cerqueira Kassio Machado, Denis Rosario and Jose Neuman de Souza. A routing protocol based on energy and link quality for internet of things applications. *Sensors*, 3(2):1942–1964, Feb 2013. J. Clerk Maxwell, *A Treatise on Electricity and Magnetism*, 3rd ed., vol. 2. Oxford: Clarendon, 1892, pp.68–73.
- [2] E. Mariappan, B. Paramasivan, “Enhancing the Lifetime of Wireless Sensor Networks and Balancing the Load Using LEACH Protocol and Iterative Deepening A* Algorithm”, *International Journal of Computer Science & Communications*, 5(1), pp.87-94, 2014.
- [3] Sk. Muruganantham, S. Nallusamy “Lifetime maximization using modern proficient algorithms *International Journal of Application or Innovation in Engineering & Management*
- [4] S. Nallusamy, D. Sri Lakshmana Kumar, K. Balakannan, P. S. Chakraborty, “MCDM Tools Application for Selection of Suppliers in Manufacturing Industries using AHP, Fuzzy Logic and ANN”, *International Journal of Engineering Research in Africa*, 19, pp. 130-137, 2015.
- [5] Christo Ananth, Mona, Kamali, Kausalya, Muthulakshmi, P. Arthy, “Efficient Cost Correction of Faulty Overlay nodes”, *International Journal of Advanced Research in Management, Architecture, Technology and Engineering (IJARMATE)*, Volume 1, Issue 1, August 2015, pp. 26-28
- [6] Y. Zhao, L. Wu, F. Li, S. Lu, “On Maximizing the Lifetime of Wireless Sensor Networks using Virtual Backbone Scheduling”, *IEEE Transactions on Parallel and Distributed Systems*, 23(8), pp. 1528-1535, 2012.
- [7] Ms. B. S. Pavithra, Ms. A. Asha, —An optimized routing approach in wireless sensor networks, *ICICES 2014 International Conference*
- [8] Eduardo Cerqueira Kassio Machado, Denis Rosario and Jose Neuman de Souza. A routing protocol based on energy and link quality for internet of things applications. *Sensors*, 3(2):1942–1964, Feb 2013. Y. Yorozu, M. Hirano, K. Oka, and Y. Tagawa, “Electron spectroscopy studies on magneto-optical media and plastic substrate interface,” *IEEE Transl. J. Magn. Japan*, vol. 2, pp. 740-741, August 1987 [Digests 9th Annual Conf. Magnetism Japan, p. 301, 1982].
- [9] Saman Siavoshi, Yousef Seifi Kaviani Mehdi Tarhani, Habib Falari Rashvand “Geographical multi-layered energy-efficient
- [10] Abdullah I. Alhasanati, Ahmad Ali Alhasanati, Khitam M. Alataouni, Awa AlQaisi “Data Gathering in Wireless Sensor
- [11] Networks Using Intermediate Nodes” *International Journal of Computer Networks & Communications (IJCNC)* Vol. 7, No. 1, January 2015.
- [12] JenqShiou, Tung-Hung Chiang, Min-Chieh Yu and Kuan-Wu Su “Energy Efficiency clustering Scheme For Prolonging the Lifetime of Wireless sensor network with Isolated nodes” vol-20, IEEE-2013.


AUTHORS



Mr. SK. Muruganantham received his B.Sc degree from Madurai Kamaraj University, Tamilnadu, India and Master of Computer Applications from University of Madras, Tamilnadu, India. He has completed his Ph.D course work and continuing his research in the area of wireless sensor networking under the faculty of engineering and technology at Jadavpur University, Kolkata, India



Dr. S. Nallusamy is working as Professor and Dean in the Department of Mechanical Engineering at Dr. M G R Educational and Research Institute, Chennai, India with twenty three years of teaching and research experience. He was awarded his Ph.D from Jadavpur University, Kolkata in the year 2009. His research interest includes Composite Material, Nanomaterials, SCM, Lean, WSN, Embedded System etc. He has published about seventy five research articles in international and national journals with five text books.



Dr. Dulal Krishna Mandal, working as Professor in the Department of Mechanical Engineering, Jadavpur University, Kolkata-700032, with twenty five years of teaching and research experience. He was awarded his Ph.D from Jadavpur University, Kolkata in the year 2007. His research area includes Mechatronics, Monitoring and Controlling, Networking, Material Science etc.

Dr. P. S. Chakraborty, working as Associate Professor in the Department of Adult and Continuing Education and Extension,