



EXPERIMENTAL INVESTIGATION ON FLEXURAL BEHAVIOUR OF COLD-FORMED BEAM WITH LIGHTWEIGHT CONCRETE

S.Ramkumar¹, R.Anjughapriya², A. Sattainathan Sharma³

Student, ME Structural Engineering, Valliammai Engineering College, Kancheepuram, India¹

E mail: ramselva1381992@gmail.com mobile: 8760849440

Assistant Professor, Civil Engineering, Valliammai Engineering College, Kancheepuram, India²

E mail: anjughappriya@gmail.com mobile: 8438336924

Assistant Professor, Department of Civil Engineering, Valliammai Engineering College, Kancheepuram³.

Email: livic.nathan@gmail.com Mobile: +91-8098293038

Abstract: In the civil engineering field design of cost efficient is highly important. So we prefer cold-formed steel structures (CFS) for construction. An advanced CFS structure is implemented in this paper, which uses a special type of polystyrene aggregate concrete (PAC) as bracing material. Three cold formed built-up sections have been chosen, which are channel section connected back to back by welding, back to back channel section connected by welding and it is encased by Expanded Polystyrene beads (EPS) concrete and box section which is infill by EPS beads concrete. The project comprises the review of the existing literature on the flexural behaviour of cold-formed steel sections and testing of materials are conducted for cement, fine aggregate, lightweight aggregate (EPS). Mix design for EPS beads concrete also derived. The beam is to be experimentally tested under two-point loading and load bearing capacity of different sections will be compared.

Keywords: cold-formed steel, polystyrene aggregate concrete, flexural behaviour, Mix design

1. INTRODUCTION

GENERAL

Cold-formed steel (CFS) is type of steel fabricated by cold forming process. During the construction of CFS residential buildings, however, one of the disadvantageous features is that the several requirements arising during design can only be satisfied by several different materials (heat insulation, insulation against moist, finishing of surface). This drawback can be avoided if a single material with optimized material properties is used. Such building material may be the polystyrene aggregate concrete (PAC).

EXPANDED POLYSTYRENE BEADS CONCRETE

The Expanded Polystyrene is a stable, low density Foam, which consists of 98% of air and 2% of polystyrene material. The EPS used in this project was spherical in shape and size varying between 1.18 to 2.36 mm in diameter. The polystyrene beads can be easily merged into mortar or concrete to produce lightweight concrete with a wide range of density. Polystyrene concrete was used to produce load bearing concrete wall, also as the material of construction for floating marine structures. EPS beads can be used to produce low density concretes required for building applications like cladding panels, curtain walls, composite flooring system, and load bearing concrete blocks.

OBJECTIVES OF THE STUDY

- ✓ To study the various modes of failure occurs in the various built-up sections.



- ✓ To study the properties of materials and to derive the mix design for expanded polystyrene beads concrete.
- ✓ To analyse the load versus deflection behavior under flexure.

1. SUMMARY ON REVIEW OF LITERATURE

The behavior of cold-formed built up sections are deeply studied, with help of literature different points had been taken for the project.

- ✓ Use of two (or) more profile in a beam can increase its strength to width ratio.
- ✓ Load carrying capacity for the different type of connection on cold formed steel beam has been determined under flexure.
- ✓ Use of braced web profile can increase the load-bearing capacity of the beam.
- ✓ Overall weight of the section can be reduce using polystyrene aggregate concrete (PAC) as a bracing material.

2. EXPERIMENTAL PROGRAMME

In this experimental programme involves various processes of material testing, mix proportioning, mixing, casting and curing of test specimens. All the testing on materials was done in material testing laboratory, Valliammai engineering college Chennai.

3.1 Materials Used

The materials used in the preparation of concrete mix include cement, fine aggregates, EPS beads. All the materials were tested and its physical properties are described below.

3.1.1 Cement

A cement is a blinder, a substance used in construction that sets, hardens and adheres to other materials, blinding them together. Ordinary Portland cement of 53 grade were used and its physical properties are described below.

Table 1 Properties of OPC

TEST	VALUE	AS PER IS STANDARDS
Consistency	28%	25%-30%
Initial setting time	38min	Not less than 30 min.
Final setting time	455min	Not more than 600 min
Specific gravity	3.06	2.5 – 3.1

Fineness	5%	Less than 10%
----------	----	---------------

3.1.2 Fine Aggregate

Fine aggregate generally consist of natural sand or crushed stone. Coarse sand locally available is taken as fine aggregate and its physical properties are described below.

TEST	VALUE	AS PER IS STANDARDS
Fineness Modulus	2.65	2.2-3.2
Specific Gravity	2.75	2.6-2.8
Water absorption	2.5%	<4%

Table 2 Properties of Fine Aggregate

3.1.3 Expanded polystyrene beads

The Expanded Polystyrene beads used in this project was spherical in shape and size varying between 1.18 to 2.36 mm in diameter. Density test and water absorption test is conducted for EPS beads. Density of EPS beads should be 10-30kg/m³ and the water absorption should not be more than 4%. the values are tabulated below.

Table 3 test value of eps beads

S.NO	METHOD	OBTAINED VALUES
1	Density (kg/m ³)	22
2	Water absorption	2.5%

3.2 Mix proportion of eps beads concrete

There are no separate design codes for expanded polystyrene concrete. Mix design for M20 is calculated. The mix proportion of EPS beads concrete taken by replacing coarse aggregate by EPS beads and also by changing proportions of all other ingredients.

Table 4 Mix proportion for M20 concrete

Cement	Fine aggregate	Coarse aggregate	Water
347kg	584kg	1223.8kg	180ltr
1	1.62	3.40	0.5



Increase cement content by 10% = 381.7kg
Increase fine aggregate content by 10% = 642.4kg
Decrease coarse aggregate by 20% = 979.04kg
Density of coarse aggregate = 1560 kg/m³
Density of EPS beads = 22 kg/m³
Ratio of aggregate to EPS bead = (1560/22) = 71

Table 5 Mix proportion for EPS beads concrete

Cement	Fine aggregate	EPS beads	Water
381.7kg	642.4kg	13.8kg	180ltr
1	1.68	0.036	0.5

3.3 Instrumentation and test procedure

3.3.1 Compressive Strength Test:

Table 6 Compressive strength for cubes

Trial	Load (kN)	Compressive strength N/mm ²
Trial 1	318	14.1
Trial 2	307	13.6
Trial 3	325	14.4



Fig 1 Compressive Strength Test

3. COLD-FORMED SECTION PROPERTIES

The cold-formed steel sections are not made like hot rolled sections, but they are manufactured from steel sheets. The steel sheet is cut, bent and

then formed into the desired shape. The cold-formed steel is also known as light gauge steel because of its minimum thickness when compared with hot rolled section. [7] analyzed microwave waveguides and components such as microwave T junctions, circulators, attenuators and Isolators.

Table 7 properties of section

S.No	Designation	Size(mm)
1	Depth of beam	150
2	Width of beam	100
3	Span of beam	1200
4	Thickness of sheet	1.8

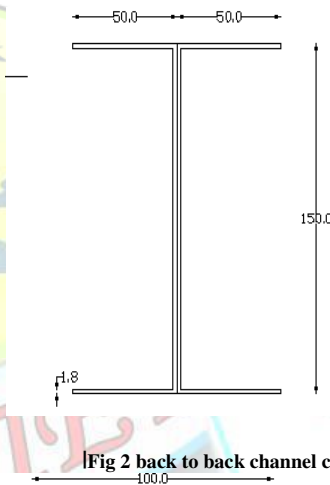


Fig 2 back to back channel connection

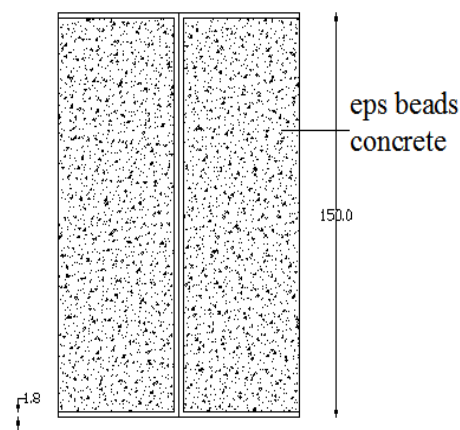


Fig 3 concrete encased section

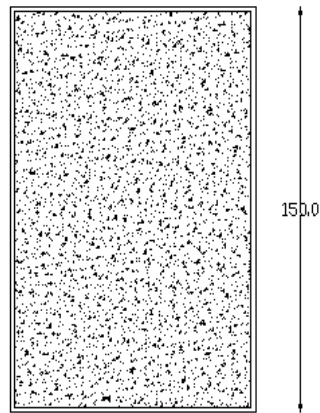


Fig 4 concrete infill section
all dimensions are in mm

4. CASTING OF SPECIMENS

Three cold formed built-up sections has been chosen, which are channel section connected back to back by welding, back to back channel section connected by welding and it is encased by Expanded Polystyrene beads (EPS) concrete and box section which is infill by EPS beads concrete.



Fig 4 casted sections

5. EXPERIMENTAL INVESTIGATION

All the specimens were tested for flexural strength under two-point loading. The specimens were arranged with simply supported conditions having an effective span of 1.0 m. Loads were applied at one-third distance from the supports at a uniform rate till the ultimate failure of the specimens occurred. Beam deflections were measured at the loading points and at the centre of the beam using deflection meters. The testing was

carried out in a loading frame of 400kN capacity. A loading frame is a high stiffness support structure against which the test forces can react.

6.1 Testing of back to back channel built-up section



Fig 5 back to back channel section

The results of load vs deflection is represented graphically below

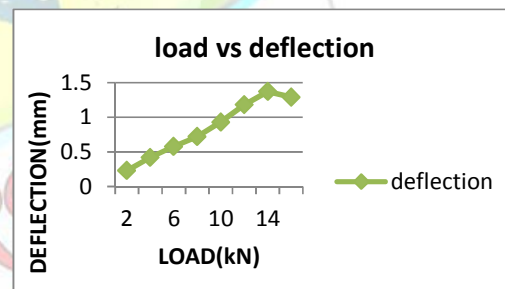


Fig 6 load vs deflection curve

Ultimate load = 14 kN
Ultimate deflection = 1.37 mm



Fig 7 failure of back to back channel section

6.2 Testing of concrete encased section




Fig 8 concrete encased section

The results of load vs deflection is represented graphically below

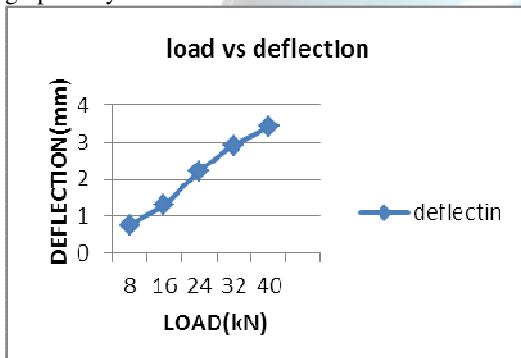


Fig 9 load vs deflection curve

Ultimate load = 40 kN
Ultimate deflection = 3.42 mm



Fig 10 crack pattern in encased beam

6.3 Testing of concrete infill beam



Fig 11 concrete infill beam

The results of load vs deflection are represented graphically below

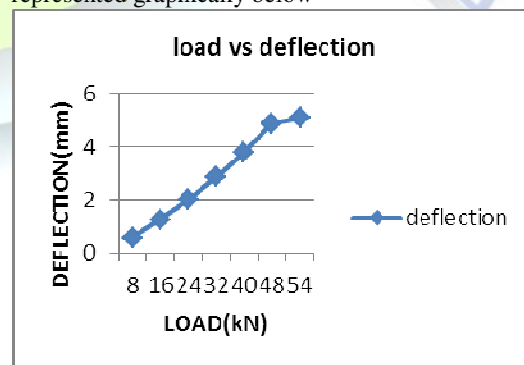


Fig 12 load vs deflection curve

Ultimate load = 52 kN
Ultimate deflection = 5.28 mm



6. RESULTS AND DISCUSSION

Based on test result infill section has higher load bearing capacity. The compressive strength of EPS beads concrete is 14 N/mm^2 which is less than M20 concrete. But to improve the load bearing capacity of cold-formed built up sections and to restrain global and distortion failure EPS beads concrete uses as a bracing material

Table 8 Comparison between ultimate loads of Specimens

section	Ultimate load(kN)	Deflection (mm)
I section	14	1.37
Encased	40	3.42
Infill	52	5.28

7. CONCLUSION

Preliminary work to carry out the main objective of the project was studied and the literatures related to the project were summarized briefly. The properties of cold-formed steel, Expanded Polystyrene beads (EPS), cement and fine aggregate were studied. Further mix design for EPS beads concrete was derived. Assumed w/c ratio = 0.50, the proportion of concrete mix is, 1:1.68:0.036. The ultimate load carrying capacity of back to back channel section, PAC encased section and infill section are 14 kN, 40 kN and 52 kN. From the experimental results ultimate load bearing capacity of encased and infill sections are 2.85 and 3.7 times more than back to back channel section. PAC bracings are used to restrain global and distortion failure also.

REFERENCES

- [1] Aman Mulla, Amol Shelake (2016), "Lightweight Expanded Polystyrene Beads Concrete", International Journal of Research in Advent Technology (E-ISSN:2321-9637)
- [2] Beale.R.G, M.H.R. Godley, V. Enjily (2001), "A theoretical and experimental investigation into cold formed channel sections in bending with the unstiffened flanges in compression", Computer and structures 79;2403-2411
- [3] Ben young, wing-man lui (2015), "behavior of cold-formed high strength stainless steel sections", journal of structural engineering, ASCE 131(11): 1738-1745
- [4] Jayaraman. A, V. Senthikumar, S. Athibaran (2014), "Behavior and Design of Light gauge Cold Formed Steel Flexural Members (Comparison of Channel and Built up Channel Section)", International Journal of Scientific Engineering and Technology Research ISSN 2319-8885 Vol.03, Issue.19
- [5] Krishnan. L, C. S. Dineshraj, S. Prema (2015), "Experimental Investigation of Cold-Formed Steel Section- Flexural Member with Triangular Web", IOSR Journal of Mechanical and Civil Engineering (IOSR-JMCE) e-ISSN: 2278-1684, ISSN: 2320-334X, Volume 12, Issue 2 Ver. I (Mar – Apr)
- [6] Liping Wang, Ben Young (2016), "Beam tests of cold-formed steel built-up sections with web perforations", Journal of Constructional Steel Research 115 (2015) 18–33
- [7] Christo Ananth, "A Detailed Study Of Microwave Passive Components [RF & Microwave Engineering Book 3]", Kindle Edition, USA, ASIN: B06XRXJ6MK, ISBN: 978-15-208-926-1-0, Volume 10, March 2017, pp:75-128.
- [8] Parvati S Prakash, P. S Joanna, J Samuel, Eapen Sakaria (2014), "Flexural Behavior of Cold Formed Steel Beams with end Stiffeners and Encased Web", International Journal of Engineering Research & Technology (IJERT) ISSN:2278-0181 Vol. 3 Issue 11
- [9] Peter Hegyi, Laszlo Dunai (2016), "Experimental study on ultra-lightweight-concrete encased cold- formed steel structures Part I: Stability behaviour of elements subjected to bending", Journal of Thin-Walled Structures 101(2016)75–84
- [10] Roshan gawale, shubham mishra, harshal sambare (2016), "Light weight concrete by using EPS beads", International Journal of Innovative Research in Science and Engineering ISSN2454-9665 Vol no.2, Issue 03.